



District Report Card: 2017


State: Gujarat	District: Kachchh
Class: 8	Subject: Language
Schools: 51	Students: 1201


Participation/Coverage


Students

GENDER 	Boys		Girls	
	Number	%	Number	%
	574	47.79	627	52.21

AREA 	Rural		Urban	
	Number	%	Number	%
	936	77.94	265	22.06

CATEGORY 	SC		ST		OBC		GEN	
	Number	%	Number	%	Number	%	Number	%
	279	23.23	18	1.50	576	47.96	328	27.31

CWSN 	LD	VI	HI	S&LD	ID	Oth
	0	1	0	0	1	1

Management 	Government		Government-aided	
	Number	%	Number	%
	1148	95.59	53	4.41

Average Performance of Students in Language (%)

Overall	Gender		Area		Management		Social Group			
	Male	Female	Rural	Urban	Govt.	Aided	SC	ST	OBC	GEN
62.71	60.87	64.39	63.29	60.65	62.85	59.62	62.15	58.15	63.19	62.58

Performance on Learning Outcomes (LOs)

Learning Outcomes	Description	Average Performance(%)
L813	Read textual/non-textual materials with comprehension and identifies the details, characters, main idea and sequence of ideas and events while reading	62.71

Range of Performance of Students who Answered Correctly							
Below 30%		30% - 50%		50% - 75%		Above 75%	
Number	%	Number	%	Number	%	Number	%
116	9.66	229	19.07	476	39.63	380	31.64

Lowest Performing Learning Outcomes (LOs)

1 - Read textual/non-textual materials with comprehension and identifies the details, characters, main idea and sequence of ideas and events while reading (62.71)